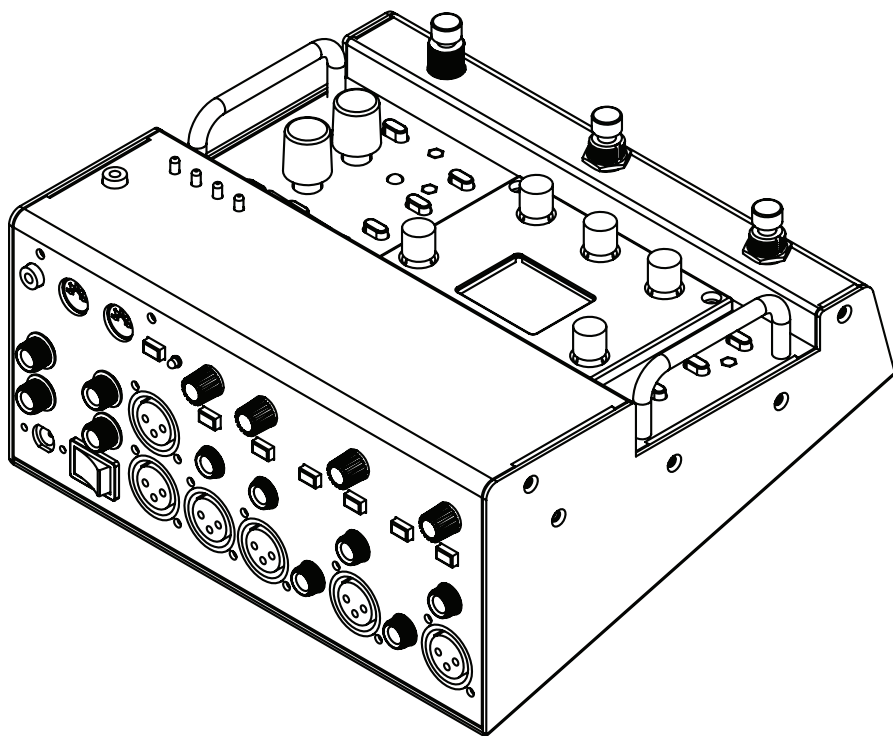


# **Elite Acoustics Engineering**

## **StompMIX X6 - 6 Channels Digital Mixer**

### **with Lithium Battery and Bluetooth®**

#### *Quick Guide Handbook - V1.02*



#### **WHAT IS IN THE BOX**

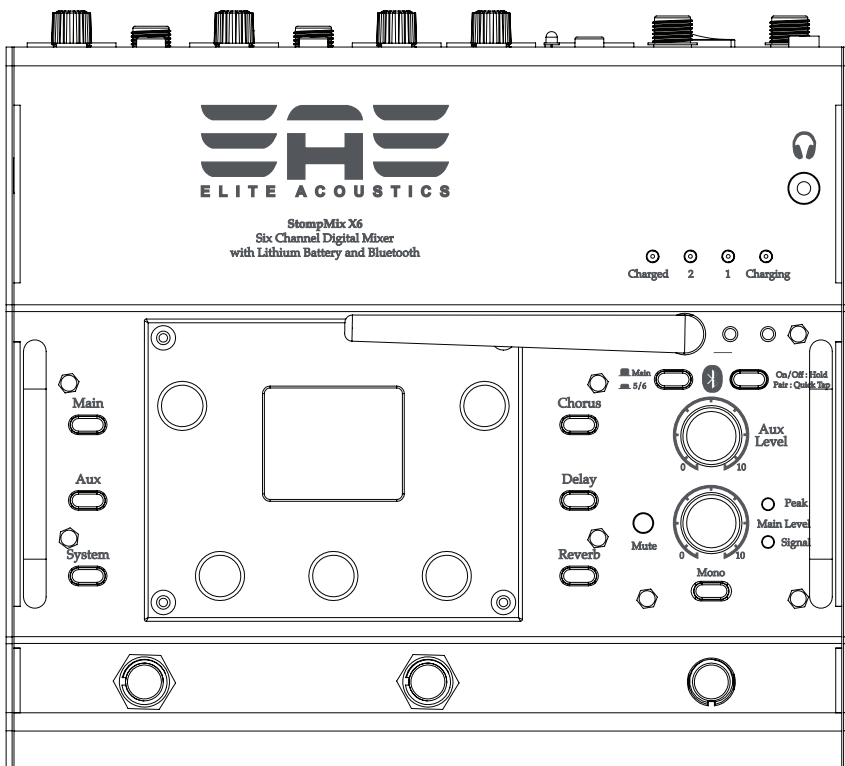
Your X6 package contains the following:

- (1) StompMix X6 unit
- (1) AC to 12VDC Power Supply Adapter

The Bluetooth word mark and logos are registered trademarks owned by Bluetooth SIG, Inc. and any use of such marks by Elite Acoustics Designs, Inc is under license

NOTE: Due to continuous development and improvements of our products, features and specifications are subject to change without notice. All weights and measures are approximate.

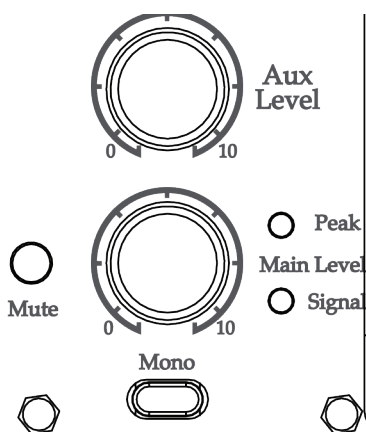
For a copy of the complete User's Manual, please visit: [www.eliteacoustics.com](http://www.eliteacoustics.com)



**Foot Switch “A”**

**“B”**

**“MAIN MUTE”**



**Aux Mix Level control Knob.**

### **Main Mix Output Controls**

Main Mix Volume Knob:

Mono: Changes Mix Main output to Mono sound

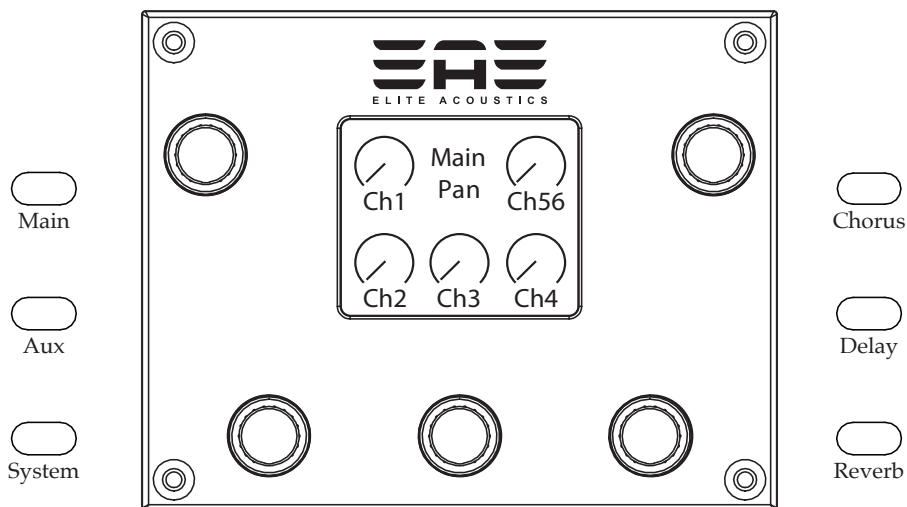
Peak LED: RED indicate Signal Clip

Signal LED: GREEN indicate Signal Present

**Main Mix MUTE LED**



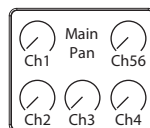
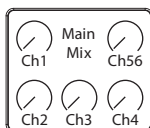
**Footswitch to MUTE MAIN MIX output.**



## LCD FUNCTIONS

### Menu Buttons with LCD:

Press any of the 6 menu buttons(black button located to the left and right of LCD) or 5 encoders(blue knobs located around LCD) to access and adjust features and settings. Most menus have several pages of options, which are adjusted by turning the corresponding encoder.

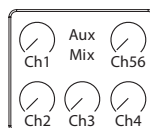


**“Main” Page 1: “Main Mix”**  
Adjust the level of each of the 5 channels.

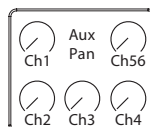
**“Main” Page 2: “Main Pan”**  
Adjust the stereo panning for each of the 5 channels.

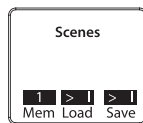
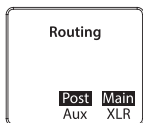


**“Aux” : “Aux Mix”** Adjust the level of each of the 5 channels sent to the Aux Outputs.



**“Aux” : “Aux Pan”** Adjust the panning between “Aux Send 1” and “Aux Send 2” for each of the 5 channels.



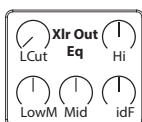
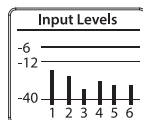


### “System” : “Routing”

Assign “Pre” or “Post” fader i.e., “Main Mix” Channel 1 through Channel 6, signals to the Aux Sends. You can also select either “Main” mix or “Aux” mix as the source for the XLR outputs.

### “System” : “Scenes”

Save and Recall up to 10 mixes i.e., scenes.



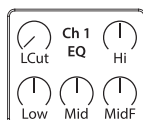
### “System” : “XLR out EQ”

Setting for EQ for the XLR outputs when it is SET on “MAIN outputs”

### “System” : “Input Levels”

Displays a bar graph for each channel’s input level. Adjust the channel’s “Gain” pot to set desired level.

It is best to set your input signal level to be under -12db to avoid clipping the input circuit.

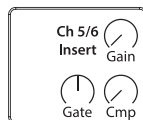
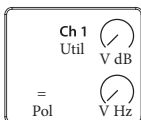
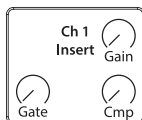


### Encoder Select (Channel 1 to Channel 5/6)



### “Encoder Select” (press to enable): “Ch 1 EQ”

Adjust the EQ settings for which ever channel is selected.



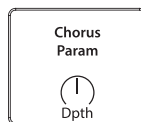
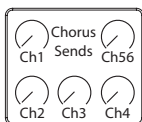
### “Encoder Select” (press to enable): “Ch 1 Insert” and “Ch 1 Util”

Adjust the Insert settings for the selected channel (Ch.1-4). Note: this includes “V” Notch Filter and Frequency, Gain and Threshold settings as well as an independent Noise Gate.

“=” indicate Phase

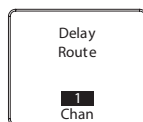
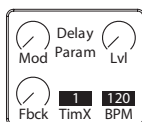
### “Encoder Select” (press to enable): “Ch 5/6 Insert”

Adjust the Insert settings for Channel 5/6. Note: this includes Gain and Threshold settings as well as an independent Noise Gate.



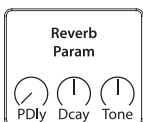
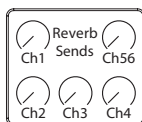
**“Chorus” : “Chorus Sends”**  
Adjust the Chorus level of each of the 5 channels.

**“Chorus” : “Chorus Param”**  
Adjust the Depth of the Chorus for each of the 5 channels.



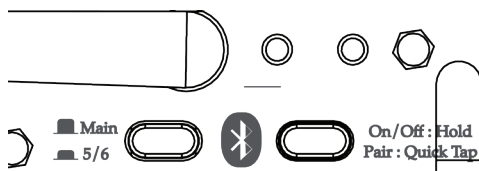
**“Delay” : “Delay Param”**  
Adjust “Modulation,” “Feedback,” “Time Offset,” “BPM” Delay Time, and “Level” of the delay.

**“Reverb” : “Delay Routes”**  
Assign a channel to the delay. Note that this is an “insert” type effect and is intended for a selectable single channel. It precedes the Reverb and Chorus effects.



**“Reverb” : “Reverb Sends”**  
Adjust the Reverb level of each of the 5 channels.

**“Reverb” : “Reverb Param”**  
Adjust the Decay and Tone of the Reverb.

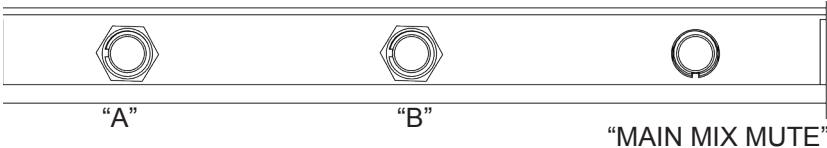


### **BLUETOOTH® FUNCTION**

- To turn ON/OFF Bluetooth® function  
PRESS/HOLD down Bluetooth® button for approximately 5 seconds  
*Both LEDs will flash at the same time*
- To pair device to the speaker system  
Bluetooth® needs to be turned ON  
QUICK TAP the Bluetooth® button once  
***Both Flashing LED:** indicate Bluetooth® is ready to be paired*  
***Flashing Blue LED only:** indicate Bluetooth® is connected*

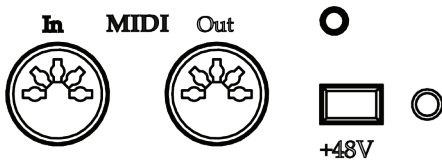
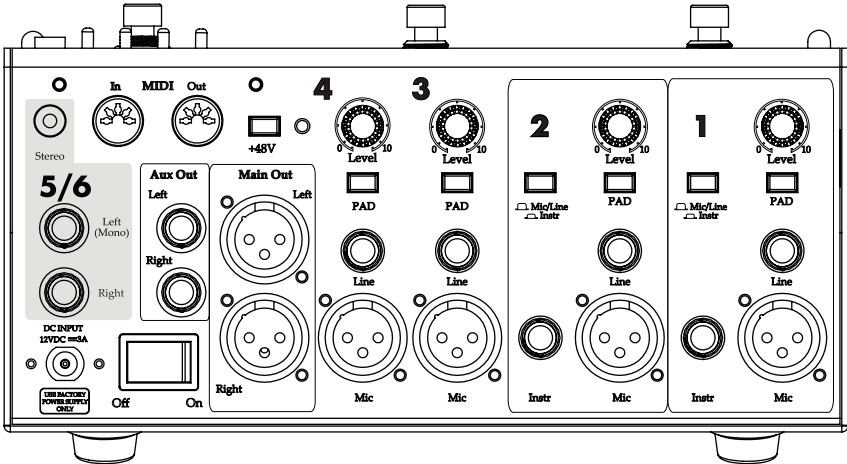
**BLUETOOTH® INPUTS CAN BE MIXED INTO MAIN AND AUX MIX BY PRESSING THE SEND TO 5//6 SWITCH.**

# “FOOTSWITCHES”



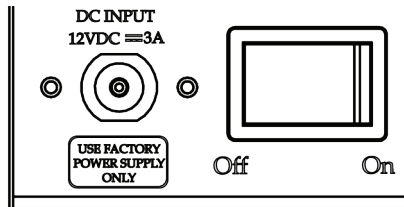
## Footswithes

A and B are used to change Sences.



Midi IN and MIDI out

+48V LED: Indicates Phantom Power is on

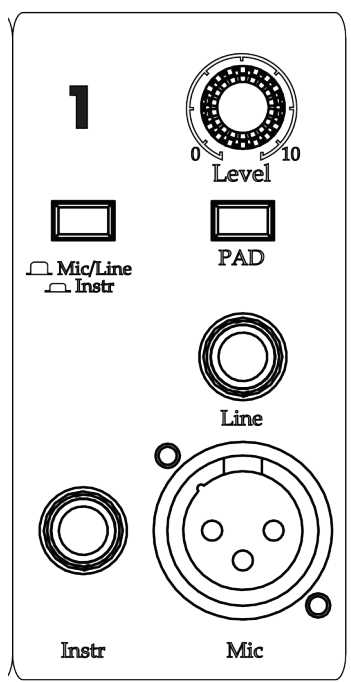


DC input Jack and Power Switch

## Channel 1 and 2

Source: Select Mic/  
Line or Instrument  
input

Instrument In [13]:



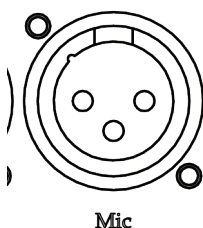

Gain: Gain level  
control

PAD: Fixed  
attenuation to reduce  
input level

Line In: 1/4" TRS  
input

Mic In: XLR for  
Microphone Input

### 3



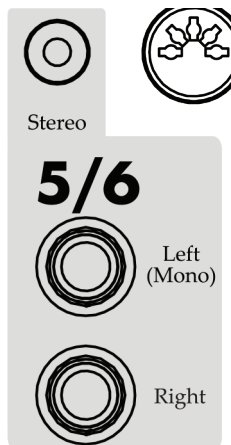
## Channel 3 and Channel 4

Gain: Gain level control

PAD: Fixed attenuation to reduce  
input level

Line In: 1/4" TRS inputs

Mic In: XLR for Microphone Input

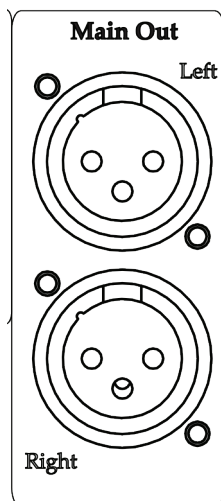


## Channel 5/6

1/8" TRS jack input

Left (Mono): 1/4" balance TRS input  
Right: 1/4" balance TRS input

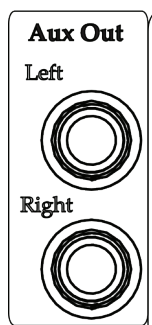
Bluetooth® Signal can also be mixed into  
Channel 5/6



## Main MIX Output:

XLR Left/Right  
Output

Connect to Active  
Speakers or  
House PA system.



## AUX MIX Output:

1/4" TS Left/Right  
Output

Connect to an  
Active Speaker for  
stage Monitoring or  
use these to send  
to EFX unit. \*use  
Channel 5/6 as  
Returns\*



## **SYSTEM SPECIFICATIONS**

- **System Architecture** : Ultra high-speed high-capacity DSP with lossless A/D and D/A conversion. Integrated Digital Mixer supports routing and seamless signal-level management for five fully configurable audio channels. Color Graphic LCD presents a highly intuitive GUI for settings, save & recall, and MIDI functionality.
- **Digital Effects and Controls**: Channel Parametric EQ, Notch Filter, Compressor, Noise Gate, Main and Aux panning, Reverb, Chorus, Delay, Real-Time Chan-Level Bar Graphs, Save & Recall Programs.
- **Analog Master controls**: Master Volume, Mono Switch,
- **Nominal output levels (1 kHz)**: Aux out: -10 dBu Main Output: +4dBu
- **Stereo Inputs**: 1/4" Left/Right input jacks
- **Phantom Power**: +48V
- 
- **Displays**: Color Graphic LCD; signal, peak, sys power, phantom power, and batter level LEDs
- **Connectors**: **CH1 & 2**: Input jacks (mic XLR, 1/4" Line, 1/4" Instrument ), **CH3/4**: (mic XLR, 1/4" Line), **CH5/6**: Left/Right stereo input (1/4" TRS) and 1/8" TRS jack, Aux Mix output (1/4" TS jack), XLR Main Mix outputs, DC in jack
- **Power Switch**
- **Power Supply**: DC 12V 2A
- **Built-in rechargeable Lithium Iron Phosphate battery with battery meter**: approximately 4 to 6 hrs playtime with full charge
- **Current Draw**: 2000 mA
- **Other features**:
  - Playback from Bluetooth device.
  - Rechargeable Battery can be recharged from Car battery when using DC car adaptor cord that is included
- **Accessories**: AC cord, AC adaptor, Owner's manual
- **Dimensions**: 7.8"L x 9.8"W x 4.5"H
- **Weight**: 6 lbs

Product specifications subject to change without notice.

For more details, please visit: [www.eliteacoustics.com](http://www.eliteacoustics.com) or contract us via email.



**Legal Notice: CALIFORNIA PROPOSITION 65 WARNING**  
**WARNING: Cancer and Reproductive Harm - [www.P65Warnings.ca.gov](http://www.P65Warnings.ca.gov).**

THIS DEVICE COMPLIES WITH PART 15 OF THE FCC RULES. OPERATION IS SUBJECT TO THE FOLLOWING TWO CONDITIONS.

1. THIS DEVICE MAY NOT CAUSE HARMFUL INTERFERENCE, AND
2. THIS DEVICE MUST ACCEPT ANY INTERFERENCE RECEIVED, INCLUDING INTERFERENCE THAT MAY CAUSE UNDESIRED OPERATION.

**WARRANTY (USA ONLY)**

Contact the Distributor in your area for service and warranty info.

Elite Acoustics Engineering Inc. warrants this product to be free of defects in material and workmanship (excluding battery) for a period of 1 year from the date of original retail purchase. Elite Acoustics Engineering Inc. warrants the Speaker's Battery for 90 days from the date of original retail purchase. This warranty is enforceable only by the original retail purchaser. To be protected by this warranty, the purchaser must complete and return the enclosed warranty card within 14 days of purchase. During the warranty period EAE shall, as its sole and absolute option, either repair or replace, free of charge, any product that proves to be defective on inspection by EAE or its authorized service representative. To obtain warranty service, contact Elite Acoustics Engineering Technical Support via email: [RMA@eliteacoustics.com](mailto:RMA@eliteacoustics.com). PRE-AUTHORIZATION MUST BE OBTAINED BEFORE SENDING ANY PRODUCT TO AN ELITE ACOUSTIC ENGINEERING SERVICE CENTER. All inquiries must be accompanied by a description of the problem. All authorized returns must be sent to the EAE repair facility postage prepaid, insured and properly packaged. EAE reserves the right to update any unit returned for repair. EAE reserves the right to change or improve the design of the product at any time without prior notice. This warranty does not cover claims for damage due to abuse, neglect, alteration, or attempted repair by unauthorized personnel and is limited to failures arising during normal use that are due to defects in material or workmanship in the product. Any implied warranties, including implied warranties of merchantability and fitness for a particular purpose, are limited in duration to the length of this limited warranty. Some states do not allow limitations on how long an implied warranty lasts, therefore above limitation may not apply to you. In no event will EAE be liable for incidental, consequential, or other damages resulting from the breach of any express or implied warranty, including among other things, damage to property, damage based on inconvenience or on loss of use of the product, and, to the extent permitted by law, damages for personal injury. Some states do not allow the exclusion of limitation of incidental or consequential damages, so the above limitation or exclusion may not apply to you. This warranty gives you specific legal rights, and you may also have other rights, which vary from state to state. This warranty only applies to products sold and used in the United States of America. For warranty information in all other countries please refer to your local distributor.

©Elite Acoustics Engineering Inc.