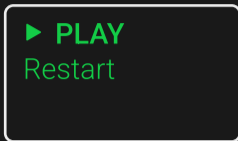

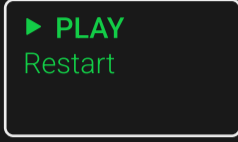
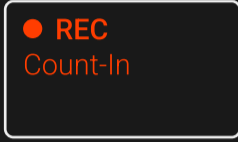

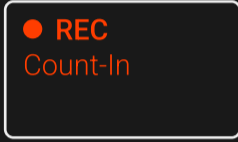

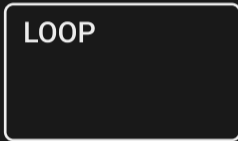


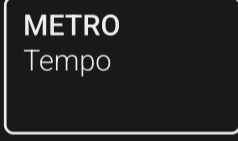

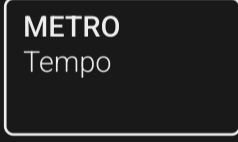




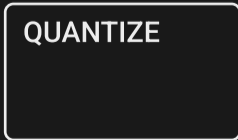
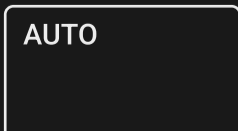


KONTROL^{NI} LOGIC






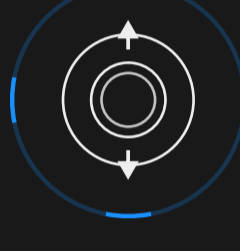

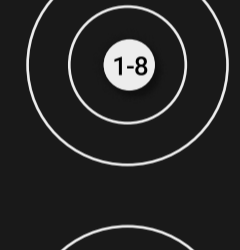

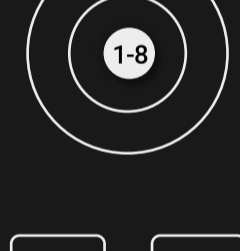

Transport

		Start playback When recording, punch out
		Restart playback When recording, punch out
		Start recording When playing, punch in
		Activate/deactivate count-in
		Stop playback/recording at current position When stopped, relocate play head to song start
		Activate/deactivate loop playback
		Move loop in increments of one loop
		Activate/deactivate metronome
		Tap tempo
		Move play head position

Edit Control

		Undo last action
		Redo last action
		Quantize to grid value
		Toggle automation mode between read and touch

Mixer Control

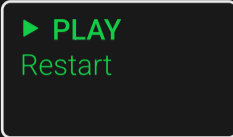
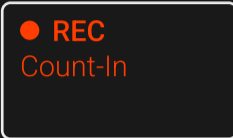

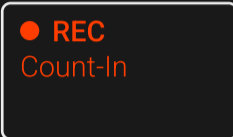
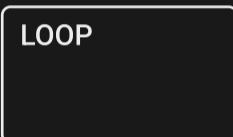
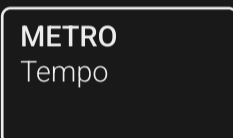

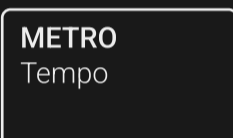

		Mute/unmute track
		Solo/unsolo track
		Select previous/next track
		Switch between volume and panorama control
		Adjust volume/panorama of selected track
		Adjust volume/panorama of respective track
		Fine adjust volume/panorama of respective track
		Move track focus in banks of eight

Navigation













	Select previous/next track
	Select previous/next region

KONTROL^{NI} ABLETON LIVE

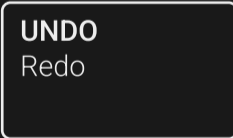

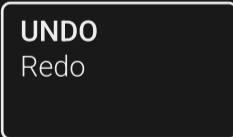
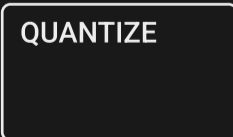
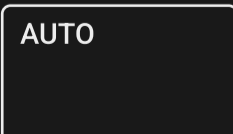
Transport

	Start playback When playing/recording, restart playback/recording	
	Start clip recording	
		Start arrangement view recording
	Stop playback/recording at current position When stopped, relocate play head to song start	
	Activate/deactivate loop playback in arrangement view	
	Activate/deactivate metronome	
		Tap tempo
	Move play head position	




Mixer Control

	Mute/unmute track	
		Solo/unsolo track
	Select previous/next track	
		Switch between volume and panorama control
	Adjust volume/panorama of selected track	
	Adjust volume/panorama of respective track	
		Fine adjust volume/panorama of respective track
		Move track focus in banks of eight

Edit Control

	Undo last action	
		Redo last action
	Quantize to grid value	
	Toggle automation on/off for selected track	

Arranger Control

	Select previous/next track
	Select previous/next clip in selected track
	Start/stop selected clip When empty clip is selected, start clip recording

KONTROL^{NI} CUBASE

Transport

	Start playback	
	Start recording When playing, punch in	
		Activate/deactivate count-in
	Stop playback/recording at current position	
	Activate/deactivate loop playback	
		Move loop in increments of one bar
	Activate/deactivate metronome	
	Move play head position	

Mixer Control

	Mute/unmute track	
		Solo/unsolo track
	Select previous/next track	
		Switch between volume/panorama control for Knob 1-8
	Change volume/panorama of selected track	
	Adjust volume/panorama of selected track	
		Fine adjust volume/panorama of selected track
		Move track focus in banks of eight

Edit Control

	Undo last action	
		Redo last action
	Quantize to grid value	
	Activate/deactivate automation write	

Navigation

	Select previous/next track
	Select previous/next region